

# *Albany Door Company, Inc.*



*Fiberglass Doors    Fiberglass Sidelights    Steel Doors    Steel Sidelights    Transoms*

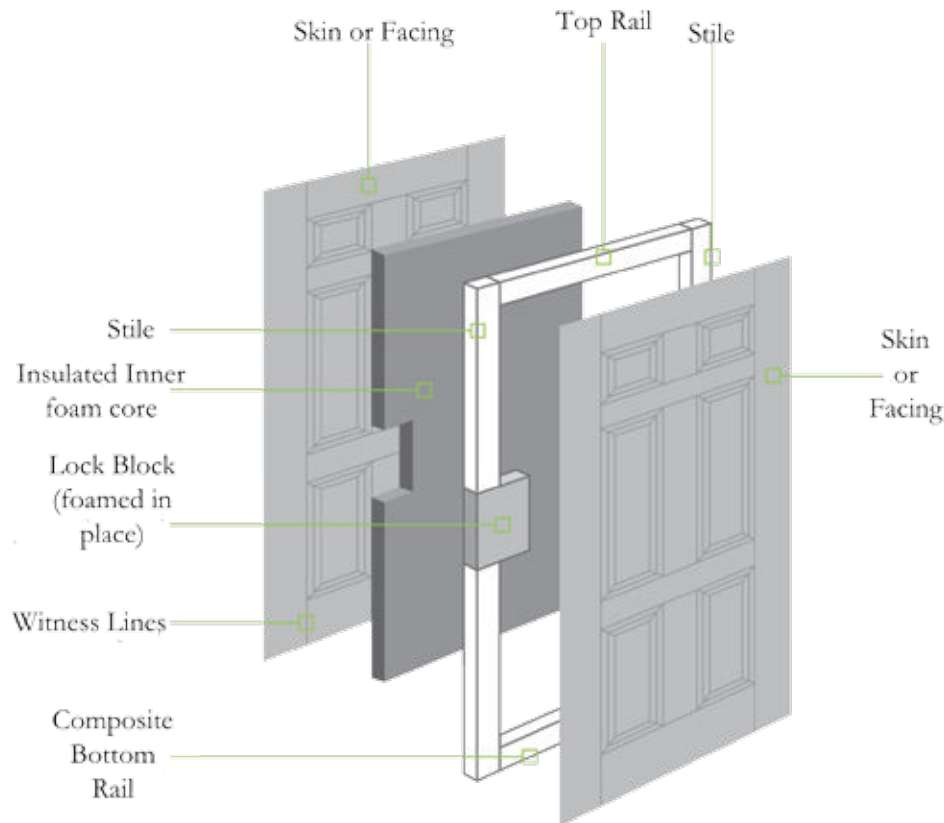
# Door Construction

We feature steel and fiberglass doors from Masonite International, and fiberglass doors from MasterGrain. Albany Door Company offers 25 different paint colors, 12 stain colors, and the option to custom paint more than 200 door styles.


## ***Optimum Security***

All doors are made with a reinforced lockset area to provide a rigid, secure base. In addition to the reinforcement on the door slab, Albany Door also installs an 18 gauge steel plate on the strike area of all our wood frame units.

## ***Fiberglass Door Construction***

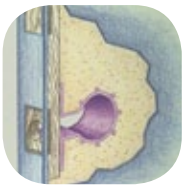


## ***Steel Door Construction***



### **Interlocking Steel Edge**

Incorporates six 90° steel bends in each edge ensuring stability and strength.



### **Reinforced Lockset Area**

Provides a rigid base for locksets.



### **Hinge Reinforcement**

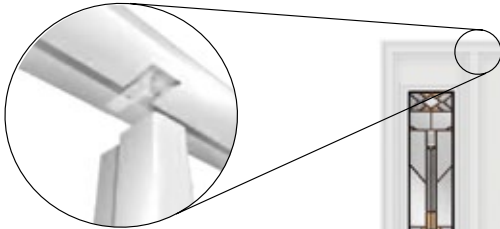
The 12-gauge plate riveted inside each door adds extra strength to the hinge area.

## ***Energy Efficiency***


Our steel and fiberglass doors provide the kind of energy efficiency that can really contribute to lower home heating and cooling costs. With an average U Value below .30, we design our door units to be as energy efficient as possible.

# Albany Door's Weather Fighting Frame System

**CONTINUOUS FRAME HEAD**  
Using a continuous head, sill assembly maximizes the stability of any sidelight unit.\*




**CONTINUOUS FRAME SILL**  
The continuous sill system virtually eliminates racking and bending because it is one solid unit. Mill finish shown is standard Brass and Bronze are available.\*




## Strike Reinforcement

An 18 Gauge Steel Plate is attached to the back side of every wood frame for enhanced security



## FRAMESAVER®

The bottom 5 inches of all our exterior frames and moldings are made with a wood composite guaranteed not to wick water



## COMPOSITE ADJUSTABLE RISER

Our composite riser is wear resistant, not subject to the effects of water or the transmission of hot and cold while still adjustable to maintain an optimal weather seal.



**TRIPLE BOTTOM SEAL**  
The door seal on all our door bottoms is a bulb, fin, bulb configuration assuring a triple seal against wind and rain.

\*In some instances your contractor may deem a box built unit is more appropriate for your particular installation. All our new construction frames are designed to be storm door ready (up to 8-5/8" jamb depth).

## Albany Door Company, Inc.

### PRE-FINISHED ENTRY DOOR SYSTEM LIMITED WARRANTY

Albany Door Company, Inc., warrants to the original purchaser, that the door system will be free of defects in materials and workmanship under normal use. This warranty covers materials only.

Fiberglass Entry Doors: LIMITED LIFETIME WARRANTY, the door panels are warranted not to shrink, warp, split, crack or delaminate for the lifetime of the door.

Steel Entry Doors: LIMITED 15 YEAR WARRANTY, the door panels are warranted not to shrink, warp, split, crack or delaminate for fifteen (15) years.

Door glass and door glass frames: LIMITED 10 YEAR WARRANTY, glass units, internal blind units, internal muntin units, and glass frames are warranted against seal failure and defects in material and workmanship for a period of ten (10) years from date of installation. This includes doors that are installed with a storm door.

Factory Paint and Stain finishes: LIMITED 7 YEAR/ 1 YEAR WARRANTY, paint and stain finishes on the door unit and glass frame are warranted against flaking, checking, blistering or peeling for a period of seven (7) years. After three years the clear coat on stained surfaces may start to discolor, it is the owner's responsibility to apply a fresh coat of exterior polyurethane in accordance with the manufacturer's instructions. If the factory finish is visibly scratched, scuffed or otherwise damaged, it is the owner's responsibility to repair immediately. Failure to maintain this coating will void this warranty. Paint finishes on the exterior components of the wood frame are warranted against flaking, checking, blistering or peeling for a period of 1 year from date of installation. If the factory finish is visibly scratched, scuffed or otherwise damaged, it is the owner's responsibility to repair immediately. Failure to maintain this coating will void this warranty. Fading is a natural occurring event and is not covered by this warranty.

Standard wood frames and components: LIMITED LIFETIME WARRANTY, door frames will not rot, decay or suffer fungal damage resulting from water absorption through the bottom of the frame. The "Z-Series Composite Threshold" supplied with wood frames also carries a LIMITED LIFETIME WARRANTY.

Steel L-frame, stops and oak adjustable threshold: LIMITED 5 YEAR WARRANTY, replacement frame components are warranted against defects in material and workmanship for five (5) years.

Hardware: LIMITED 5 YEAR WARRANTY, hinges, kick plates, magazine slots, door knockers, peepsites, door closers, are warranted against mechanical defects and tarnishing for a period of five (5) years except hinges with exterior exposure unless those hinges are stainless steel (32D).

Kwikset® locks: LIMITED LIFETIME MECHANICAL, LIMITED LIFETIME FINISH, LIMITED 10 YEAR FINISH, LIMITED 5 YEAR FINISH, L03 finishes are finish warranted against tarnishing for the lifetime of the lock, Chelsea®, Commonwealth®, Hancock® and 780/785 deadbolts with finishes other than L03 are finish warranted against tarnishing for ten (10) years; Montara™, Lido®, Tustin™, Delta® and 660/665 deadbolts with finishes other than L03 are finish warranted against tarnishing for five (5) years. Performance on Kwikset™'s warranty is through their customer service at 1-800-327-LOCK (5625).

Schlage® locks: LIMITED LIFETIME MECHANICAL, LIMITED LIFETIME FINISH, finishes are warranted against tarnishing for the lifetime of the door except for the Oil Rubbed Bronze finish (613) which is designed to improve over time and change in appearance, creating a living finish through daily use and, thus, finish discoloration is not applicable to the warranty. Performance on Schlage™'s warranty is through their customer service at 1-888-805-9837.

The warranty excludes failures which are the result of: (1) Accidents, fires, acids, fumes, chemicals; (2) Improper use; (3) Improper installation; (4) Abuse; (5) Vandalism; (6) Prolonged water infiltration; (7) Acts of God.


NOTHING IN THIS WARRANTY SHALL RENDER ALBANY DOOR COMPANY, INC. IN ANY RESPECT LIABLE FOR INCIDENTAL OR CONSEQUENTIAL DAMAGES, INCLUDING ANY DAMAGE TO BUILDINGS OR OTHER PROPERTY, OR FOR ANY INJURIES OR DAMAGE SUSTAINED BY ANY PERSONS WHOMSOEVER. (SOME STATES DO NOT ALLOW THE EXCLUSION OR LIMITATION OF INCIDENTAL OR CONSEQUENTIAL DAMAGES SO THE ABOVE LIMITATION OR EXCLUSION MAY NOT APPLY TO YOU.)

To obtain performance of the warranty notify your contractor or dealer, in writing, of the problem incurred. Have them forward a copy of your notification along with our original invoice number and invoice date to the below address. Within 45 days of receipt of this notice an Albany Door Company, Inc. representative will arrange for inspection. If it is deemed to be a manufacturing defect, Albany Door Company, Inc. will arrange to supply replacement product or part to your contractor or dealer. Albany Door Company, Inc. reserves the right to make changes in any of its products or offerings. If the products covered by this warranty are not available, Albany Door Company, Inc. shall have the right to substitute a product that is of equal or better quality. The purchaser must pay for any and all labor necessary to install the product or replacement part and for the transportation from their contractor or dealer to his or her residence.

Albany Door Company, Inc., 5846 West 66th Street, Bedford Park, IL 60638

# Skin Choices


SMOOTH STEEL (S)



MAHOGANY GRAIN FIBERGLASS (MB)




FIR GRAIN FIBERGLASS (FB, MGF)



ALDER GRAIN FIBERGLASS (MGA)



CHERRY GRAIN FIBERGLASS (MGC)



OAK GRAIN FIBERGLASS (ATO/TB)



SMOOTH FIBERGLASS (SB)



SMOOTH FIBERGLASS\* (AS/MGS)




***Please note - available skin types are dependent on the door style. Not all door styles are available in every skin.***

*\*AS and MGS features a unique brushstroke texture on the surface of the door that's ideal for painting.*

Introducing the

# *Belleville™ Fiberglass Door Collection,*

shaping grand entryways with great looks and maximum design flexibility



#### HIGH-PERFORMANCE FIBERGLASS FACING

Smooth Belleville facing provides an extra smooth surface for painting that will not dent and resists splitting, cracking and warping.

#### HIGH-DEFINITION PANEL

New high-definition panel profile provides Smooth Belleville with excellent shadow lines and distinct panel designs.

#### STILE AND RAIL

Smooth Belleville replicates the appearance of a wood door with stile and rail detail.

#### POLYURETHANE CORE

Rigid polyurethane foam, meeting strict environmental guidelines, provides maximum thermal protection and dimensional stability.

#### TRUE SQUARE-EDGE DESIGN

The square-edge design of Smooth Belleville offers an attractive wood door appearance.



#### HIGH-PERFORMANCE FIBERGLASS & HARDWOOD DOOR BEAUTY

Specially engineered fiberglass door facings provide maximum protection and durability. The surface of the Textured Belleville door produces an authentic wood door appearance by utilizing Masonite's new, variable depth, wood-grain texture that finishes beautifully.

#### HIGH-DEFINITION PANEL

New high-definition panel profile provides Textured Belleville with excellent shadow lines and distinct panel designs.

#### STILE AND RAIL

Textured Belleville replicates the appearance of a wood door with stile and rail detail.

#### POLYURETHANE CORE

Rigid polyurethane foam, meeting strict environmental guidelines, provides maximum thermal protection and dimensional stability.

#### TRUE SQUARE-EDGE DESIGN

The square-edge design of Textured Belleville offers an attractive wood door appearance.

# Mastergrain Fiberglass

NVD Technology is a patented process that authentically replicates any natural surface. The door process begins by hand selecting the most desirable wood pieces to build a real wood door. A silicone casting accurately picks up the finest details of the wood grain and is transferred into a door mold using our Nickel Vapor Deposition Technology. The mold produces fiberglass skins used on MasterGrain doors with random grain depths and all the natural characteristics of real wood making our doors virtually indistinguishable to real wood doors. Master Grain door codes are MGC, MGF, and MGA.




## Premium Fiberglass Entry Doors, and Door Components.

MasterGrain Products are a premium line of fiberglass door system components featuring the most authentic wood grain replication in the door industry. Combine the beauty and their high quality construction to any fiberglass doors and you will see "The Difference is in the Details".

Through creativity, innovation and leading edge technology, they will continue to develop the finest door system components you can purchase to protect and enhance your home.

### Cherry Grain Stain Colors




Berry Wine

Burgandy

Chestnut

Cognac

English Toffee



Latte

Merlot

Redwood

Shaded Walnut

Tahitian Palm

*Please Note - These colors are used on MGC doors only. Due to limitations in the printing process the above colors may not be accurate. For true color, see actual samples. All Cherry Grain doors are available with Albany Door standard paint colors also.*

# Paint and Stain Finishes

Choose from 25 standard paint finishes. Albany Door Company uses paint with the same scratch resistance as baked on enamel and ultra-violet blockers as the finest latex. We also offer custom matched paint using a high quality water reducible formula.



\* Color available for aluminum clad new construction jambs

Choose from 12 standard stain finishes. Contact your dealer for details. *Please note - Cherry grain fiberglass have 10 different stain colors please see your dealer for samples.*




Due to limitations in the printing process, the above color and stain samples may vary. For true color, see the actual color and stain samples.

# Door Glass Styles

## **Ancestry** History Reimagined for today

Ancestry decorative door glass connects the past to the present bringing together European and Mediterranean motifs with today's technologies. Wrought iron finishes and elegant scrolling add old world charm to a home's entryway.




Davidson  
Page 11



Wyngate  
Page 12

## **Modern** Style that looks forward


From a simple silkscreen design to a rich mix of glass textures accented by metal casing, our Modern decorative door glass compliments a range of architectural styles and keeps a home's entryway up to date.



Affluent  
Page 13



Blanca  
Page 14



Crosslines  
Page 15



Elan  
Page 16



Pembrook  
Page 17



Regency  
Page 18




Ryder  
Page 19



# Door Glass Styles

## Traditional Fitting designs, then and now

Elegance and charm never go out of style our Traditional door glass captures timeless decorative elements such as beveled clusters, floral motifs, and a blend of glass textures and hues that add warmth and enduring value to your home's entryway.




Aurora  
Page 20



Beaufort  
Page 21



Fontana  
Page 22-23



Georgetown  
Page 24




Imperial  
Page 25



Jameston  
Page 26




Laurel  
Page 27



London  
Page 28



Princess  
Page 29



St. Charles  
Page 30




Windsor  
Page 31


# Door Glass Styles

**Craftsman** Designs both cozy and elegant

Handcraft and simplicity of form define our Craftsman doorglass. Ordered patterns and harmonious balance characterize doorglass designs that heighten the curb appeal of a home.



Leighton  
Page 32



Mission Ridge  
Page 33



Riverwood  
Page 34




Sylvan Park  
Page 35



Vintage Craftsman  
Page 36-37

# Davidson



9  
 CLEAR —PRIVACY RATING— OPAQUE



Door 82 DVS-WI | MB, MGC, S, SB




Door 89 DVS-WI | AS, MB, MGC, S, SB, TB  
 Sidelight L150 DVS-WI | AS, MB, MGC, S, SB, TB



Door 81 DVS-WI | AS, ATO, MGC, S,  
 Sidelight L281 DVS-WI | AS, ATO, MGC, S,



# Wyngate



Wrought Iron



Door 89 WYN-I | Sidelight L150 WYN-I  
AS, S, MB, MGC, SB, TB

9  
CLEAR -PRIVACY RATING- OPAQUE



Door 140 WYN-I  
AS, S, SB, TB



Door 81 WYN-WI | Sidelight L281 WYN-I  
AS, ATO, MGC, S



Door 21P WYN-I  
MB, MGA, S, SB

AS/SB/MGS=Smooth Fiberglass | FB/MGF=Fir Grain | MB=Mahogany Grain | MGA=Knotty Alder Grain | MGC=Cherry Grain | S=Smooth Steel | ATO/TB=Oak Grain

# Affluent

Platinum

4


CLEAR —PRIVACY RATING— OPAQUE



Door 82 AFL-PL  
MB, MGC, S, SB




Door 89 AFL-PL | MB, MGC, S, SB, TB  
Sidelight L150 AFL-PL | MB, S, SB, TB



Door 89 AFL-PL  
AS, MB, MGC, S, SB, TB




Door 81 AFL-PL  
AS, ATO, MGC, S



AS/SB/MGS=Smooth Fiberglass | FB/MGF=Fir Grain | MB=Mahogany Grain | MGA=Knotty Alder Grain | MGC=Cherry Grain | S=Smooth Steel | ATO/TB=Oak Grain

# Blanca




Door 89 BLC | AS, MB, MGC, S, SB, TB



Door 82 BLC | S, MB, MGC




Door 22P BLC | S, MB, MGA, SB



Door 89 BLC | AS, MB, MGC, S, SB, TB  
Sidelight L150 BLC | AS, MB, MGC, S, SB, TB

AS/SB/MGS=Smooth Fiberglass | FB/MGF=Fir Grain | MB=Mahogany Grain | MGA=Knotty Alder Grain | MGC=Cherry Grain | S=Smooth Steel | ATO/TB=Oak Grain

# Crosslines



Door 89 CX | AS, MB, MGC, S, SB, TB




Door 81 CX | AS, ATO, MGC, S  
Sidelight L281 CX | AS, ATO, MGC, S



Door 89 CX | AS, MB, MGC, S, SB, TB  
Sidelight L150 CX | AS, S, SB, TB

# Elan

1  
CLEAR —PRIVACY RATING— OPAQUE



Gray Soft Wave  
Clear Soft Wave  
Black Chrome Medallion Accents  
Clear Bevels  
Black Chrome

*While not black in color, Black Chrome plating gives a warm reflection and is more specular (the reflection is deeper, less distorted, more like a mirror) than other finishes.*



Door 89 ELN-BC | Sidelight L150 ELN-BC AS, MB, MGC, S, SB, TB



Door 89 ELN-BC | Sidelight L150 ELN-BC AS, MB, MGC, S, SB, TB




Door 81 ELN-BC | AS, ATO, MGC, S Sidelight L150 ELN-BC | AS, ATO, MGC, S Transom ELN-BC Rectangle

AS/SB/MGS=Smooth Fiberglass | FB/MGF=Fir Grain | MB=Mahogany Grain | MGA=Knotty Alder Grain | MGC=Cherry Grain | S=Smooth Steel | ATO/TB=Oak Grain



# Pembrook



Patina



Door 89 PEM-P | AS, MB, MGC, S, SB, TB  
Sidelight L150 PEM-P | AS, MB, MGF, MGC, S, SB, TB



Door 39 PEM-P | AS, MB, MGC, S, SB, TB  
Sidelight L220 PEM-P | AS, MB, MGC, S, SB, TB



Door 51D PEM-P  
FB, MGF, MGS, SB



Door 89 PEM-P | AS, MB, MGC, S, SB, TB  
Sidelight L150 PEM-P | AS, MB, MGF, MGC, S, SB, TB




Door 81 PEM-P | AS, ATO, MGC, S  
Sidelight L281 PEM-P | AS, ATO, MGC, S



AS/SB/MGS=Smooth Fiberglass | FB/MGF=Fir Grain | MB=Mahogany Grain | MGA=Knotty Alder Grain | MGC=Cherry Grain | S=Smooth Steel | ATO/TB=Oak Grain



# Regency



Patina



Door 89 REG-P | MB, S, SB, TB  
Sidelight L150 REG-P | MB, S, SB, TB




Door 89 REG-P  
AS, MB, MGC, S, SB, TB



Door 81 REG-P | AS, ATO, MGC, S  
Sidelight L281 REG-P | AS, ATO, MGC, S  
Transom REG-P Rectangle

# Ryder



Door 89 RYD-BK/SL | AS, MB, MGC, S, SB, TB



Door 82 RYD-BK/SL  
MB, MGC, S, SB




Door 35 RYD-BK/SL  
S



Door 39 RYD-BK/SL  
AS, MB, MGC, S, SB, TB

# Aurora



Platinum



6  
CLEAR —PRIVACY RATING— OPAQUE



Door 89 AUR-PL | AS, MB, MGC, S, SB, TB  
Sidelight L150 AUR-PL | AS, MB, MGC, S, SB, TB

Door 35 AUR-PL  
S

Door 81 AUR-PL | AS, ATO, MGC, S  
Sidelight L281 AUR-PL | AS, ATO, MGC, S



Door 101 AUR-PL  
AS, S, SB, TB




Door 301 AUR-PL | S, MGC  
Sidelight L150 AUR-PL | AS, MB, MGC, S, SB, TB  
Transom AUR-PL Ellipse



Door 140 AUR-PL | AS, S, SB, TB  
Transom AUR-PL Rectangle


AS/SB/MGS=Smooth Fiberglass | FB/MGF=Fir Grain | MB=Mahogany Grain | MGA=Knotty Alder Grain | MGC=Cherry Grain | S=Smooth Steel | ATO/TB=Oak Grain

# Beaufort



Patina

6  
CLEAR —PRIVACY RATING— OPAQUE



Door 21P BFT-P  
MB, MGA, S, SB




Door 82 BFT-P  
MB, MGC, S, SB



Door 39 BFT-P | AS, MB, MGC, S, SB, TB  
Sidelight L220 BFT-P AS, MB, MGC, S, SB, TB



Door 89 BFT-P | Sidelight L250 BFT-P  
AS, MB, MGC, S, SB, TB



# Fontana



Door 140 FON-P/SN  
AS, MGC, S, SB, TB



Door 301 FON-P/SN | MGC, S  
Sidelight L281 FON-P/SN | AS, ATO, MGC, S  
Transom FON-P/SN Rectangle



Door 71 FON-P/SN | MB, MGC, S  
Sidelight L150 FON-P/SN | AS, MB, MGC, S, SB, TB  
Transom FON-P/SN Ellipse



Door 39 FON-P/SN  
AS, MB, MGC, S, SB, TB

# Fontana



Door 21 FON-P/SN | MGA, S, SB  
Sidelight L220 FON-P/SN | AS, MB, MGA,  
MGC, S, SB, TB



Door 140 FON-P/SN  
AS, MGC, S, SB, TB



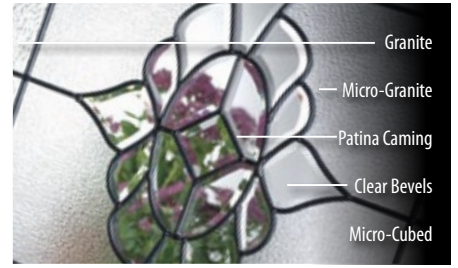
Door 89 FON-P/SN | AS, MB, MGC, S, SB, TB  
Sidelight L150 FON-P/SN | AS, MB, S, SB, TB



Door 35 FON-P/SN | S  
Sidelight L220 FON-P/SN | AS, MB, MGA, MGC, S,  
SB, TB

# Georgetown

8  
CLEAR —PRIVACY RATING— OPAQUE




Patina

Door 140 GTN-P  
AS, S, SB, TB



Door 89 GTN-P | Sidelight L150 GTN-P  
AS, MB, S, SB, TB  
Transom GTN-P Rectangle



Door 301 GTN-P  
S, MGC



Door 81 GTN-P | Sidelight L281 GTN-P  
AS, ATO, MGC, S | Transom GTN-P Ellipse

AS/SB/MGS=Smooth Fiberglass | FB/MGF=Fir Grain | MB=Mahogany Grain | MGA=Knotty Alder Grain | MGC=Cherry Grain | S=Smooth Steel | ATO/TB=Oak Grain



# Imperial

CLEAR —PRIVACY RATING— OPAQUE  
7



Platinum



Door 301 IMP-PL | MGC, S  
Sidelight L150 IMP-PL | MB, S, SB, TB



Door 137 IMP-PL | AS, S,  
SB, TB



Door 101 IMP-PL | AS, S, SB, TB  
Sidelight L150 IMP-PL | AS, MB, S, SB, TB



Door 21 IMP-PL  
S, MGA, SB




Door 89 IMP-PL | AS, MB, MGC, S, SB, TB  
Sidelight L150 IMP-PL | AS, MB, S, SB, TB



Door 35 IMP-PL | S



# Jameston




Patina



Door 89 JWL-P | AS, MB, MGC, S, SB, TB



Door 301 JWL-P | S, MGC  
Sidelight L281 JWL-P | AS, ATO, MB, MGC, SB, TB




Door 21 JWL-P  
S, MGA, SB



Door 39 JWL-P  
AS, MB, MGC, S, SB, TB



Door 35 JWL-P | S  
Sidelight L220 JWL-P | AS, MB, MGC, S, SB, TB



Door 81 JWL-P  
AS, ATO, MGC, S

AS/SB/MGS=Smooth Fiberglass | FB/MGF=Fir Grain | MB=Mahogany Grain | MGA=Knotty Alder Grain | MGC=Cherry Grain | S=Smooth Steel | ATO/TB=Oak Grain

# Laurel



Platinum

7

CLEAR —PRIVACY RATING— OPAQUE



Door 137 LRL-PL  
AS, MB, MGC, S, SB, TB

Door 39CT LRL-PL | AS, MB, S, SB, TB  
Sidelight L150 LRL-PL | AS, MB, S, SB, TB  
Transom LRL-PL Rectangle



Door 137 LRL-PL  
AS, S, SB, TB



Door 39 LRL-PL | AS, MB, MGC, S, SB, TB  
Sidelight L220 LRL-PL | AS, MB, MGC, S, SB, TB  
Transom LRL-PL Rectangle



Door 302 LRL-PL  
MB, SB



AS/SB/MGS=Smooth Fiberglass | FB/MGF=Fir Grain | MB=Mahogany Grain | MGA=Knotty Alder Grain | MGC=Cherry Grain | S=Smooth Steel | ATO/TB=Oak Grain

# London

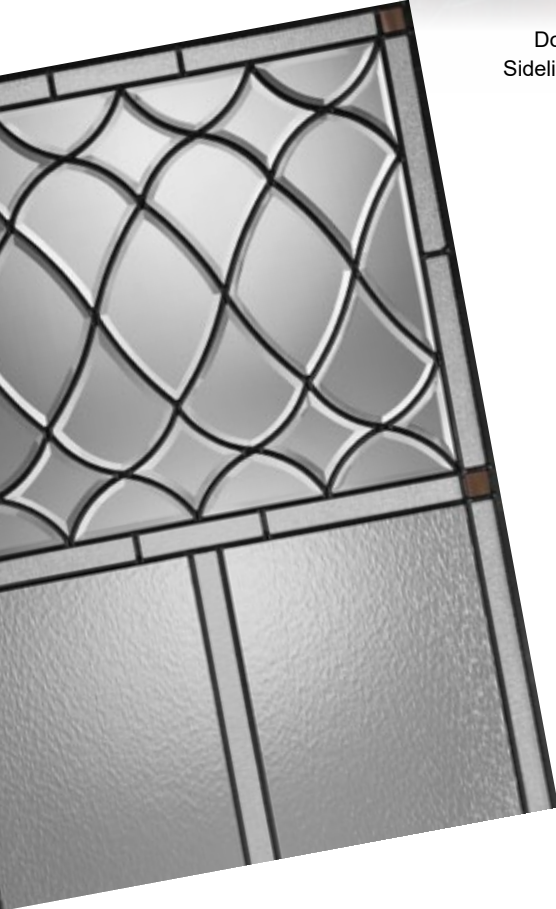


Patina



Door 89 LON-P | AS, MB, MGC, S, SB, TB  
Sidelight L150 LON-P | AS, MB, MGC, S, SB, TB

Door 81 LON-P | AS, ATO, MGC  
Sidelight L281 LON-P  
AS, ATO, MGC, S




Door 140 LON-P | Sidelight L150 LON-P  
AS, MGC, S, SB, TB  
Transom LON-P



Door 89 LON-P  
AS, MB, MGC, S, SB, TB

AS/SB/MGS=Smooth Fiberglass | FB/MGF=Fir Grain | MB=Mahogany Grain | MGA=Knotty Alder Grain | MGC=Cherry Grain | S=Smooth Steel | ATO/TB=Oak Grain

# Princess



Door 301 GFD-B/PL | S, MGC  
Sidelight L150 GFD-B/PL | AS, MB, S, SB, TB



Door 35 GFD-B/PL  
S

Door 301 GFD-B/PL | S, MGC  
Sidelight L281 GFD-B/PL | AS, ATO, MB, MGC, S, TB  
Transom GFD-B/PL - Rectangle



Door 89 GFD-B/PL  
AS, MB, MGC, S, SB, TB




Door 101 GFD-B/PL | AS, S,  
SB, TB



AS/SB/MGS=Smooth Fiberglass | FB/MGF=Fir Grain | MB=Mahogany Grain | MGA=Knotty Alder Grain | MGC=Cherry Grain | S=Smooth Steel | ATO/TB=Oak Grain

# St. Charles




7  
 CLEAR -PRIVACY RATING- OPAQUE

Patina



Door 81 STC-P | AS, ATO, MGC, S  
 Sidelight L281 STC-P | AS, ATO, MB, MGC, S, SB, TB



Door 301 STC-P  
 S, MGC




Door 89 STC-P | AS, MB, MGC, S, SB, TB  
 Sidelight L281 STC-P | AS, MB, MGC, S, SB, TB



Door 81 STC-P  
 AS, ATO, MGC, S

AS/SB/MGS=Smooth Fiberglass | FB/MGF=Fir Grain | MB=Mahogany Grain | MGA=Knotty Alder Grain | MGC=Cherry Grain | S=Smooth Steel | ATO/TB=Oak Grain

# Windsor



Patina

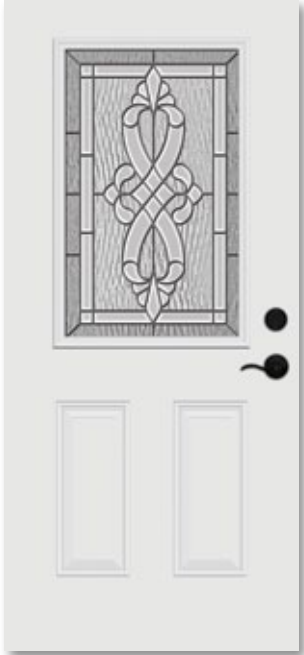
CLEAR —PRIVACY RATING— OPAQUE



Door 89 WSR-P | AS, MB, MGC, S, SB, TB  
Sidelight L150(C) | AS, MB, MGC, S, SB, TB



Door 71 WSR-P  
MB, MGC, S



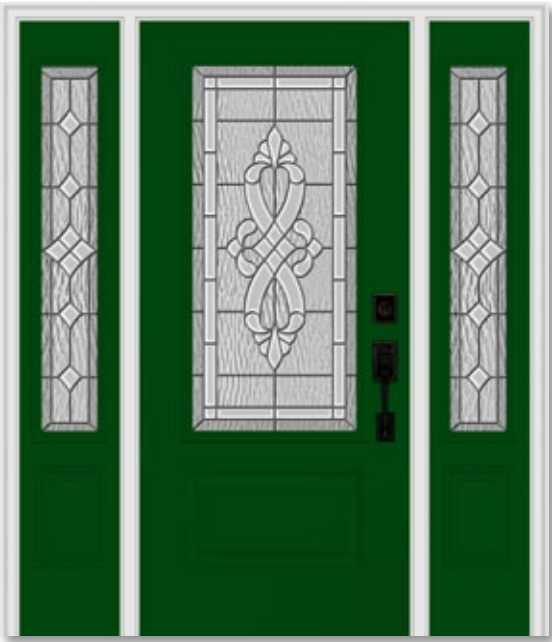
Door 39 WSR-P  
AS, MB, MGC, S, SB, TB



Door 301 WSR-P  
MGC, S



Door 35 WSR-P  
S




Door 82 WSR-P | MB, MGC, S, SB  
Sidelight L281 WSR-P AS, ATO, MB, MGC, S, SB

AS/SB/MGS=Smooth Fiberglass | FB/MGF=Fir Grain | MB=Mahogany Grain | MGA=Knotty Alder Grain | MGC=Cherry Grain | S=Smooth Steel | ATO/TB=Oak Grain

# Leighton

7  
CLEAR —PRIVACY RATING— OPAQUE



Patina



Door 140 LEI-P  
AS, MGC, S, SB, TB



Door 39 LEI-P | AS, MB, MGC, S, SB, TB  
Sidelight L220 LEI-P | AS, MB, MGC, S, SB, TB



Door 51 LEI-P  
S, FB, MGF, MGS, SB



Door 89 LEI-P | AS, MB, MGC, S, SB, TB  
Sidelight L150 LEI-P | AS, MB, MGC, S, SB, TB



Door 81 LEI-P | AS, ATO, MGC, S  
Sidelight L281 LEI-P | AS, ATO, MGC, S

AS/SB/MGS=Smooth Fiberglass | FB/MGF=Fir Grain | MB=Mahogany Grain | MGA=Knotty Alder Grain | MGC=Cherry Grain | S=Smooth Steel | ATO/TB=Oak Grain



# Mission Ridge

8  
CLEAR —PRIVACY RATING— OPAQUE



Patina



Door 140 SON-P  
AS, MGC, S, SB, TB



Door 39 SON-P | AS, MB, MGC, S, SB, TB,  
Sidelight L220 SON-P | AS, MB, MGC, S, SB, TB



Door 51 SON-P  
FB, MGF, SB, TB



Door 89 SON-P | AS, FB, MB, MGC, S, SB, TB  
Sidelight L150 SON-P | AS, FB, MGA, MGC, MB, S, SB,  
TB



Door 81 SON-P | AS, ATO, MGC, S  
Sidelight L281 SON-P | AS, ATO, MGC, S

AS/SB/MGS=Smooth Fiberglass | FB/MGF=Fir Grain | MB=Mahogany Grain | MGA=Knotty Alder Grain | MGC=Cherry Grain | S=Smooth Steel | ATO/TB=Oak Grain

# Riverwood


9  
 CLEAR —PRIVACY RATING— OPAQUE



Door 140 RVR-P  
 AS, MGC, S, SB, TB




Door 89 RVR-P | AS, FB, MB, MGC, S, SB, TB  
 Sidelight L150 RVR-P | AS, FB, MB, MGC, S, SB, TB



Patina



Door 51 RVR-P | FB, MGF, MGS, S, SB  
 Sidelight L150C RVR-P | S, FB, MB, MGF, MGS, SB, TB




Door 81 RVR-P | AS, ATO, MGC, S  
 Sidelight L281 RVR-P | AS, ATO, MGC, S  
 Transom RVR-P Rectangle



Door 51D RVR-P  
 FB, MGF, MGS, SB

AS/SB/MGS=Smooth Fiberglass | FB/MGF=Fir Grain | MB=Mahogany Grain | MGA=Knotty Alder Grain | MGC=Cherry Grain | S=Smooth Steel | ATO/TB=Oak Grain

# Sylvan Park



Patina



9  
CLEAR —PRIVACY RATING— OPAQUE



Door 51D PRK-P | FB, MGF, MGS, SB  
Sidelight L150C PRK-P  
FB, MGF, MGS, S, SB

Door 89 PRK-P | FB, MB, MGC, S, SB, TB  
Sidelight L150 PRK-P | FB, MB, MGC, S, SB, TB  
Transom PRK-P



Door 35 PRK-P  
S



Door 81D PRK-P  
AS, ATO, MGC, S




Door 39CT PRK-P | AS, MB, S, SB, TB  
Sidelight L220 PRK-P | AS, MB, S, SB, TB  
Transom PRK-P Rectangle



AS/SB/MGS=Smooth Fiberglass | FB/MGF=Fir Grain | MB=Mahogany Grain | MGA=Knotty Alder Grain | MGC=Cherry Grain | S=Smooth Steel | ATO/TB=Oak Grain

# Vintage Craftsman



Patina



Door 21 CFT-P | MGA, SB, S  
Sidelight L 220 CFT-P | AS, MB, MGA, SB, TB



Door 140 CFT-P | AS, MGC, S,  
SB, TB



Door 89 CFT-P | AS, MB, MGC, S, SB, TB  
Sidelight L150 CFT-P | AS, FB, MB, MGC, S, SB, TB  
Transom CFT-P Rectangle



Door 35 CFT-P | S

AS/SB/MGS=Smooth Fiberglass | FB/MGF=Fir Grain | MB=Mahogany Grain | MGA=Knotty Alder Grain | MGC=Cherry Grain | S=Smooth Steel | ATO/TB=Oak Grain

# Vintage Craftsman

CLEAR -PRIVACY RATING- OPAQUE



Patina



Door 35 CFT-P | S



Door 81 CFT-P | AS, ATO, MGC, S



Door 39 CFT-P  
AS, MB, MGC, S, SB, TB



Door 81 CFT-P | S, MGC, SB, TB, S  
Sidelight L 281 CFT-P | S, MGC, SB, TB, S



Door 51D CFT-P | FB, MGF, MGS, SB  
Sidelight L 150C CFT-P | AS, FB, MB, MGF, MGS  
SB, TB




Door 140 CFT-P | AS, S, SB, TB




Door 51D CFT-P | FB, MGF, MGS, SB  
Sidelight L150 CFT-P  
S, FB, MB, MGC, MGF, MGS, SB, TB  
Transom CFT-P Rectangle

AS/SB/MGS=Smooth Fiberglass | FB/MGF=Fir Grain | MB=Mahogany Grain | MGA=Knotty Alder Grain | MGC=Cherry Grain | S=Smooth Steel | ATO/TB=Oak Grain

# Door Styles




10  
AS,S,SB,TB




11  
AS,S,SB,TB




12  
AS,S,SB,TB




12A  
AS,S,SB,TB



13  
AS,S,SB,TB



13A  
AS,S,SB,TB




16  
AS,S,SB,TB



20  
S,SB



21  
MGA,S,SB



21P  
MB,MGA,S,SB



22  
MGA,S,SB



22P  
MB,MGA,S,SB



24  
S,SB




24P  
MB,S,SB



28  
S,SB,TB




30  
AS,MB,MGC,S,SB,TB




31  
S,SB,TB



32  
S,SB,TB



34  
AS,MB,  
S,SB,TB




335  
S



35  
S




136  
S,SB,TB




37  
AS,S,SB,TB



137  
AS,S,SB,TB



39  
AS,MB,MGC,  
S,SB,TB




39CT  
AS,MB,  
S,SB,TB



40  
AS,S,SB,TB




140  
AS,MGC,S,SB,TB



44  
S



50  
MGS,MGF,S




51  
FB,MGF,MGS,SB



351  
FB,MGF,MGS,S,SB



651  
FB,MGF,MGS,S,SB



70  
MB,MGC,S



71  
MB,MGC,S



81  
AS,ATO,MGC,S



481  
AS,ATO,MGC,S



681  
AS,ATO,MGC,S




1281  
AS,ATO,S




82  
MB  
MGC,S,SB

# Door Styles




482  
MB,MGC,  
S,SB



682  
MB,MGC,  
S,SB



82P  
MGC



83  
S



84  
MGC




84P  
MGC



89  
AS,MB,MGC  
S,SB,TB



90  
AS,MB  
S,SB,TB



91  
AS,MB  
S,SB,TB




94  
AS,MB  
S,SB,TB



96  
AS,MB  
S,SB,TB



101  
AS,S,SB,TB



300  
MGC,S



301  
MGC,S




302  
MB,SB



304  
MGC




1011  
AS,S,SB,TB



1012  
AS,S,SB,TB



1013  
AS,S,SB,TB



1015  
AS,S,SB,TB



1017  
AS,S,SB,TB



1018  
AS,S,SB,TB



L150  
AS,FB,MB,MGC  
MGF,S,SB,TB



L160  
AS,MB  
S,SB,TB



L170  
S,MB  
SB,TB



L180  
AS,MB  
S,SB,TB



L220  
AS,MB,  
MGC,S,SB,TB



L230  
AS,MB  
S,SB,TB



L281  
AS,ATO,MB,  
MGC,S



L282  
AS,ATO,MB,  
S,SB



L283  
AS,ATO,  
MB, S



L284  
AS,ATO  
MB, S

# Albany Door Company, Inc.



[WWW.ALBANYDOOR.COM](http://WWW.ALBANYDOOR.COM)

*A beautiful door creates a lasting impact on the value of your home. Albany doors are not only energy efficient and increase curb appeal, but they are a reflection of those who reside within. We have a variety of styles to choose from, merging sophisticated taste with value.*

Western Reflections 